

## Beyond The Baccalaureate: Survey of UCSD Bachelor Degree Recipients



In fall of 1997, the Office of Student Research and Information/Student Affairs surveyed a total of 5,150 former undergraduates - five years, three years, and one year after graduating from UCSD<sup>1</sup>. The survey results provide valuable information on the current educational and employment activities of former students and the relationship of these activities to the undergraduate experience at UCSD. Selected highlights from the study are presented below.

<sup>1</sup> Surveys were mailed to a random sample of former undergraduates, stratified by ethnicity, from the classes of 1991-92 (n=1950), 1993-94 (n=1750) and 1995-96 (n=1450). Responses were weighted to adjust for disproportionate sampling. After excluding undeliverable surveys, response rates for the three years were 27%, 34%, and 34%, respectively. The margin of error for the three samples is +/- 5% (1991-92), +/- 4% (1993-94), +/- 5% (1995-96). For more information, contact the office of Student Research & Information, mail code 0021, UCSD, La Jolla, CA, 92093-0021.

### Current Status of Undergraduate Degree Recipients

#### Post-baccalaureate Educational Activities:

- Most UCSD undergraduates continue their educational pursuits well beyond the baccalaureate; over half (51%) enroll in an advanced degree program within the first year of graduation.

	Graduating Class of :		
	1991-92	1993-94	1995-96
Earned Advanced Degree .....	40%	23%	7%
Currently Enrolled in First Advanced Degree Program .....	19%	31%	43%
Earned Advanced Degree and Currently Pursuing Another .....	8%	7%	1%
<b>Total Post-Baccalaureate Educational Activity .....</b>	<b>67%</b>	<b>61%</b>	<b>51%</b>
Bachelor Degree Only/Plan to Pursue Advanced Degree in Future .....	33%	39%	49%
<b>Total .....</b>	<b>100%</b>	<b>100%</b>	<b>100%</b>

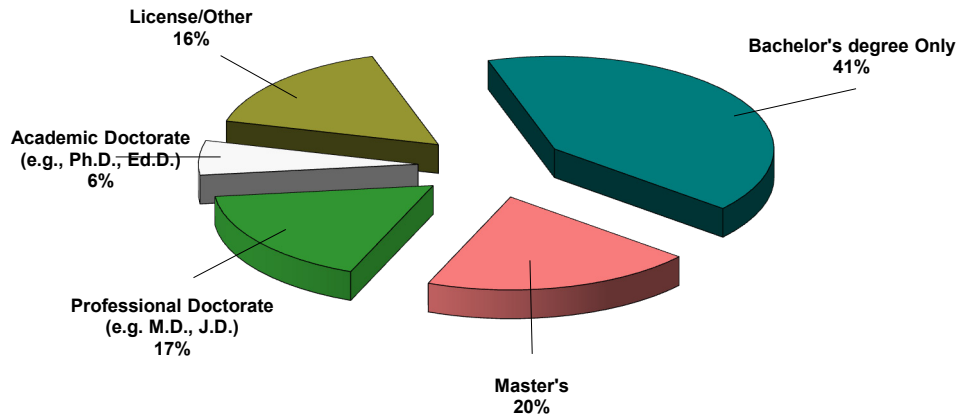
#### Post-baccalaureate Employment/Other Activities

- The vast majority of former undergraduates are fully employed and/or pursuing additional educational opportunities.

	Graduating Class of :		
	1991-92	1993-94	1995-96
Employed Full Time .....	72%	61%	54%
Employed Part Time .....	6%	6%	7%
Graduate School Full-time/Part-time .....	14%	24%	29%
<b>Total Employment .....</b>	<b>92%</b>	<b>91%</b>	<b>90%</b>
Seeking Employment .....	5%	7%	7%
Caring for Family/Other Activities .....	3%	2%	3%
<b>Total .....</b>	<b>100%</b>	<b>100%</b>	<b>100%</b>

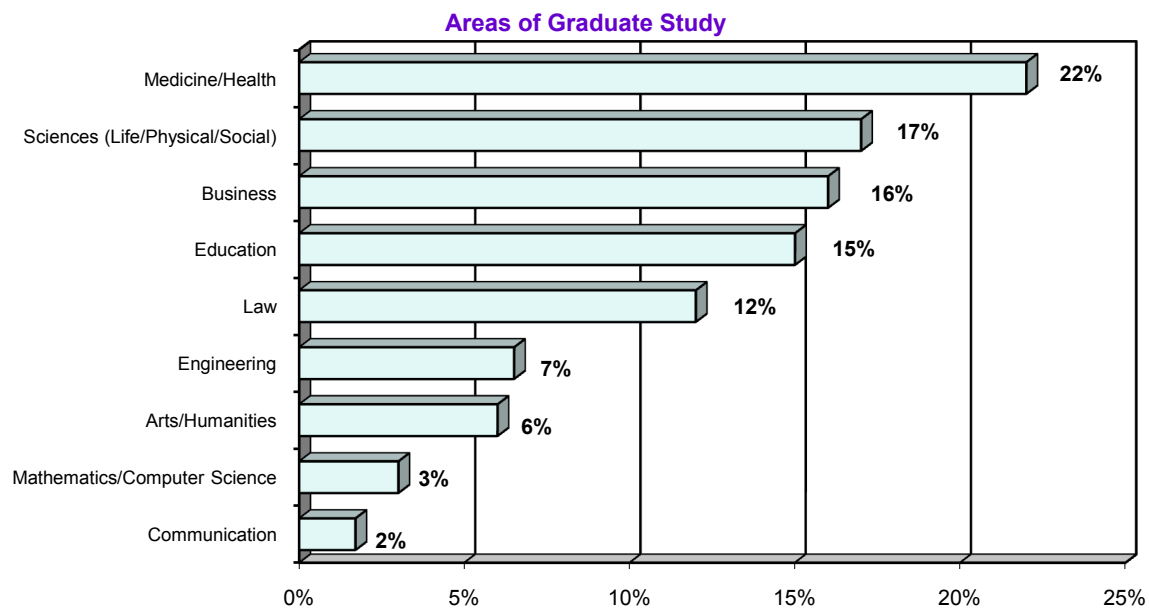
## Advanced Degrees: Facts and Figures

- On average, 20% of all former UCSD undergraduates go on to earn a master's degree, 17% complete a professional doctorate, while 6% earn an academic doctorate (e.g. Ph.D., Ed.D.)



	Graduating Class of :			Average
	1991-92	1993-94	1995-96	
Master's .....	24%	20%	17%	20%
Professional Doctorate (e.g. MD, JD) .....	20%	17%	15%	17%
Ph.D. ....	6%	6%	6%	6%
Credential/Other .....	17%	18%	13%	16%
<b>Total Post-baccalaureate Degrees .....</b>	<b>67%</b>	<b>61%</b>	<b>51%</b>	<b>59%</b>
Bachelor's Only .....	33%	39%	49%	41%
<b>Total .....</b>	<b>100%</b>	<b>100%</b>	<b>100%</b>	<b>100%</b>

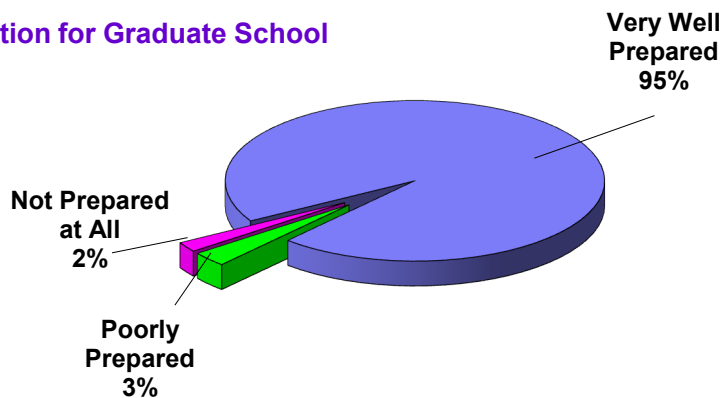
- The most popular area of graduate study is Medicine/Health, followed by the Sciences, Business, and Education.



## Advanced Degrees: Facts and Figures

- Overall, 95% of all former undergraduates consider the education they received at UCSD as having prepared them well for graduate study.

### Preparation for Graduate School



"UCSD's Math department prepared me for graduate school at UCLA, and I see many other students who were not prepared by their undergraduate institution".

(Female, Mathematics, 1993-94)

"UCSD was the best decision I have ever made. The academics were excellent and really prepared me for the rigors of basic science at Harvard School of Dental Medicine. I would without doubt attend UCSD again."

(Male, Biochemistry and Cell Biology, 1993-94)

## Employment: Facts and Figures

- A large percentage of former undergraduates pursue careers in the field of Business/Finance. Education, Law, and Medicine are also popular career fields among UCSD alumni. As former students gain experience and professional status, salaries tend to increase. The average salary for those students who earned a bachelor's degree in 1995/96 is \$36,000.

Full-Time Employment	%	Graduating Class of :			%	Average <sup>1</sup> Annual Salary
		1991-92 Average <sup>1</sup> Annual Salary	1993-94 Average <sup>1</sup> Annual Salary	1995-96 Average <sup>1</sup> Annual Salary		
Business/Finance <sup>2</sup> .....	20%	\$54,000	29%	\$39,000	26%	\$30,000
Education/Counseling .....	16%	\$32,000	21%	\$32,000	13%	\$27,000
Law/Attorney .....	11%	\$52,000	4%	\$47,000	3%	\$33,000
Medicine .....	11%	\$41,000	3%	\$40,000	2%	\$22,000
Sciences (Life/Physical/Social) .....	10%	\$38,000	9%	\$31,000	15%	\$25,000
Computer Prgmr/Analyst .....	9%	\$45,000	12%	\$62,000	9%	\$43,000
Engineer .....	9%	\$54,000	11%	\$50,000	14%	\$27,000
Communication .....	5%	\$42,000	5%	\$40,000	5%	\$22,000
Clerical .....	4%	\$30,000	3%	\$24,000	6%	\$22,000
Social Services .....	3%	\$33,000	3%	\$28,000	5%	\$22,000
Other Occupations .....	1%	\$55,000	2%	\$28,000	3%	\$32,000
<b>Total</b> .....	<b>100%</b>	<b>\$45,000</b>	<b>100%</b>	<b>\$41,000</b>	<b>100%</b>	<b>\$36,000</b>

<sup>1</sup> Rounded to the nearest thousand.

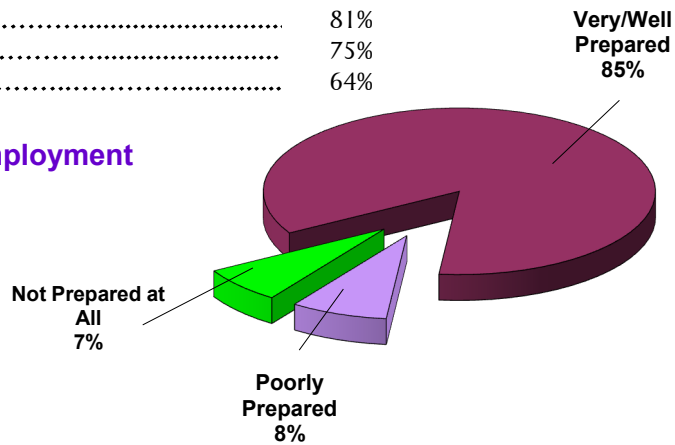
<sup>2</sup> Includes sales, marketing, human resources.

## Employment: Facts and Figures

- The vast majority of former undergraduates (85%) regard the education they received at UCSD as having prepared them well for their current field of employment.

Career Field	Percentage in Agreement
Very Well/Well Prepared for Employment .....	85%
Social Services .....	98%
Other Occupations .....	97%
Law/Attorney .....	93%
Engineer .....	92%
Education/Counseling .....	91%
Computer Prgrmr/Analyst .....	91%
Medicine .....	88%
Sciences (Life/Physical/Social) .....	86%
Business .....	81%
Communication .....	75%
Clerical .....	64%

### Preparation for Employment



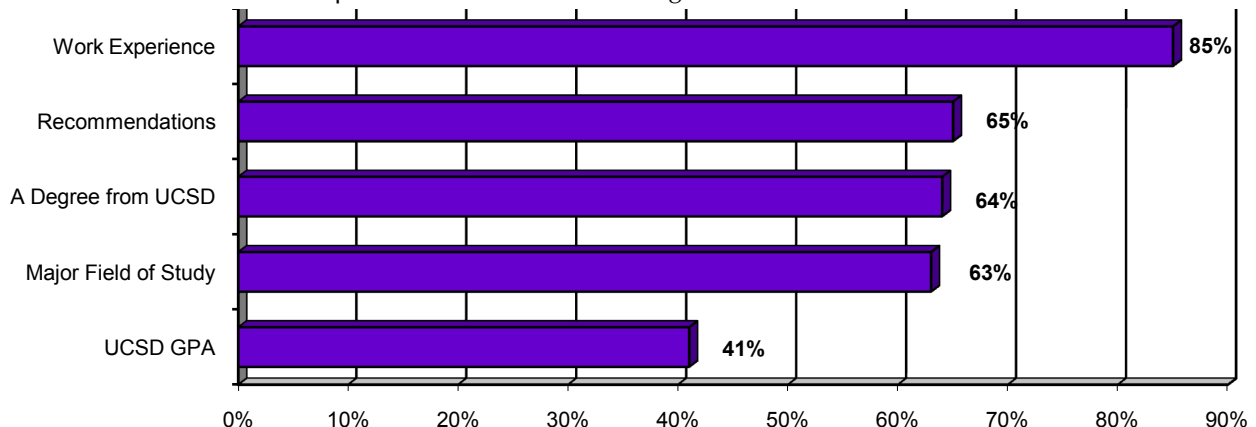
"There's nothing like being able to put "UCSD Graduate" on your resume. This is particularly true in San Diego's software industry, where UCSD graduates make up probably half the employees."

(Female, Literature/Writing, 1991-92)

"Attending UCSD was the best choice I could have made for myself. My positive experience can mostly be attributed to Cognitive Science faculty and staff. Plus, the reputation of the Department got me a job."

(Male, Cognitive Science, 1995-96)

- When being considered for employment, a degree from UCSD is viewed as being important to perspective employers – as important as major field of study and recommendations; work experience, however, continues to be the most important consideration in hiring decisions.



## Current Activities: Relationship to Undergraduate Experience

- Problem solving, interpersonal skills, and speaking skills are cited as the most important skills relevant to the current activities of former undergraduates. Problem solving, reasoning, and writing skills, however, are cited as the areas in which UCSD provided the best preparation.

	"Important" or "Very Important" to Current Activities	"Adequately" to "Very Well" Prepared by UCSD
Problem Solving Skills .....	98%	93%
Interpersonal Skills .....	97%	80%
Speaking Skills .....	93%	63%
Reasoning Skills .....	92%	93%
Writing Skills .....	91%	92%
Leadership Skills .....	89%	72%
Computer Skills .....	88%	63%
Ability to Function in Ethnically Diverse Env. ....	86%	88%
Research Skills .....	82%	88%
Understanding of Science and Technology .....	77%	90%
Understanding Different Philosophies and Cultures .....	67%	88%
Understanding of History, Society, Political Affairs .....	64%	86%
Art/Music/Literature Appreciation .....	40%	86%

## The UCSD Experience: A Look Back

- Overall, former undergraduates are most satisfied with the quality of faculty instruction and the availability and content of the courses they encountered while enrolled at UCSD. Increased satisfaction ratings in the areas of academic advising and opportunities for research, as reported by the 1995/96 graduating class, provide supporting evidence for the success of campus efforts aimed at improving the undergraduate experience in these areas.

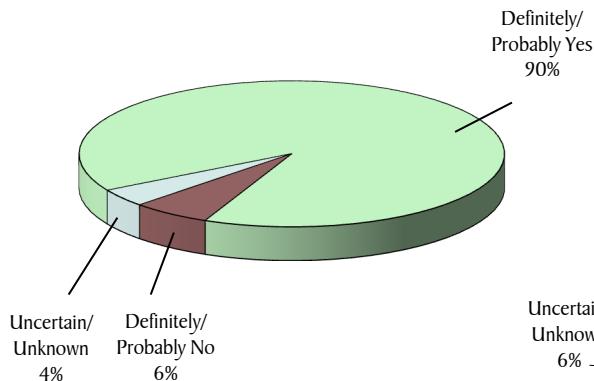
	1991-92	1993-94	1995-96
	Percentage Reporting "Satisfied" / "Very Satisfied"		
<b>Undergraduate Instruction</b>			
Faculty Instruction in Major .....	87%	87%	89%
Faculty in General Education Courses .....	75%	76%	71%
TA/Graduate Student Instruction .....	57%	63%	66%
Faculty Attitude Toward Students .....	62%	59%	65%
Availability of Faculty Outside Classes .....	56%	57%	62%
<b>Academic Programs</b>			
Variety of Courses Offered .....	85%	82%	85%
Course Content in Major .....	81%	82%	82%
Availability of Courses Needed to Graduate .....	83%	81%	80%
Availability of Courses In General .....	80%	75%	78%
Flexibility of Degree Requirements .....	70%	73%	70%
Opportunities for Research/Independent Study .....	46%	48%	55%
Class Size .....	51%	47%	46%
Opportunities for Study Abroad .....	29%	33%	36%
<b>Academic Advising</b>			
Major Department Academic Advising (Staff) .....	42%	44%	57%
College Academic Advising .....	43%	47%	52%
Major Department Academic Advising (Faculty) .....	41%	43%	52%
<b>Campus Climate</b>			
Relationships with Other Students .....	77%	77%	79%
Opportunities for Involvement in Campus Activities .....	68%	64%	62%
Relationships with Faculty Members .....	58%	57%	62%
Atmosphere of Ethnic Understanding .....	59%	56%	58%
Atmosphere of Political Understanding .....	50%	45%	48%
Relationships with Administrative Staff .....	45%	41%	47%
Atmospheric of Religious Understanding .....	42%	43%	42%

## The Final Word

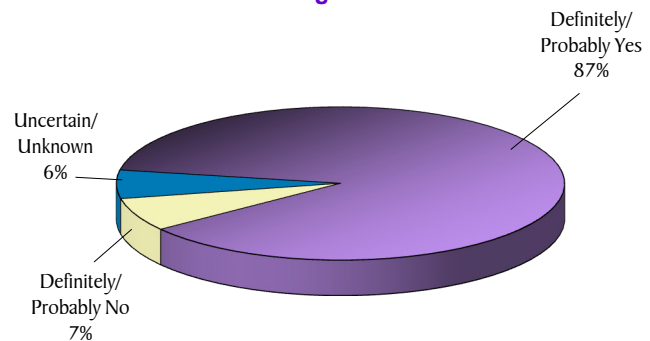
- Among former undergraduates, the campus environment is viewed as being safe, friendly, and welcoming, and most (9 out of 10) would recommend UCSD, as well as their undergraduate college, to others.

	Percentage in Agreement		
	1991-92	1993-94	1995-96
Campus was safe and secure .....	87%	93%	90%
Students were friendly .....	84%	81%	77%
Felt welcome at UCSD .....	79%	81%	85%
Teaching faculty were approachable/helpful .....	65%	64%	71%
Administrative staff were helpful .....	55%	54%	59%

Would Recommend UCSD to Others



Would Recommend Undergraduate College to Others



"Overall, my experience at UCSD was a positive one. It was a wonderful place to earn my undergraduate degree and I would recommend the campus to others."

(Female, Psychology, 1991-92)

"The five college structure allows students to feel comfortable within a large university. I did not feel like a "number". However, I would have enjoyed more interaction with the other colleges as well. Overall UCSD was definitely a challenging and positive experience."

(Female, Political Science, 1995-96)

