

INTERGROUP RELATIONS, GLOBAL CITIZENSHIP AND CIVIC ENGAGEMENT

SELF RATINGS OF INTERGROUP COMPETENCIES

Percentage rating self "a major strength" or "somewhat strong" (compared with average person their age)

- 85.0% Ability to work cooperatively with diverse people
- 86.1% Tolerance of others with different beliefs
- 72.3% Cooperativeness ("above average" or "top 10%")
- 75.9% Ability to see the world from someone else's perspective
- 72.3% Ability to discuss and negotiate controversial issues
- 70.1% Understanding of others ("above average" or "top 10%")
- 68.0% Openness to having my own views challenged

PAST YEAR EXPERIENCES

percentage reporting that in the past year they "frequently"...

2.5%

Demonstrated for a cause (e.g. boycott, rally, protest)



75.3%

Socialized with someone of another racial/ethnic group



17.3%

Performed community service as part of a class

44.9%

Performed volunteer work



FUTURE EXPECTATIONS FOR COLLEGE INVOLVEMENT

percentage reporting a "very good chance" that they will...

3.4%

Participate in student protests or demonstrations

70.7%

Socialize with someone of another racial/ethnic group

51.7%

Have a roommate of a different race/ethnicity

36.8%

Participate in volunteer or community service work

29.7%

Participate in a study abroad program

COMMUNITY AND DIVERSITY GOALS

% rating "very important" or "essential" to them

68.0%

Helping others who are in difficulty

50.3%

Improving my understanding of other countries and cultures

33.0%

Helping to promote racial understanding

33.2%

Being a community leader

31.5%

Participating in a community action program


OPINIONS AND BELIEFS

OPINIONS ABOUT POLITICAL AND SOCIAL ISSUES

Percentage indicating "agree strongly" or "agree somewhat" that...

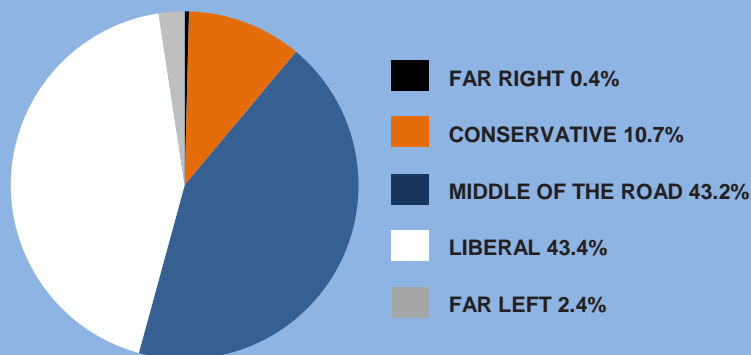
- 20.7% Racial discrimination is no longer a major problem in America.
- 23.6% Federal military spending should be increased.
- 44.5% The death penalty should be abolished.
- 46.1% Students from disadvantaged social backgrounds should be given preferential treatment in college admissions.
- 69.8% Through hard work, everyone can succeed in America.
- 79.3% Addressing global warming should be a federal priority.
- 67.0% The chief benefit of a college education is that it increases one's earning power .
- 88.9% Same sex couples should have the right to legal marital status.
- 23.9% Undocumented immigrants should be denied access to public education.

RELIGIOUS AFFILIATIONS



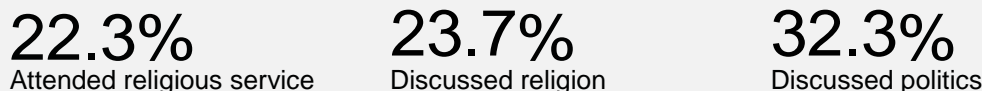
*Includes multiple denominations

POLITICAL AFFILIATIONS



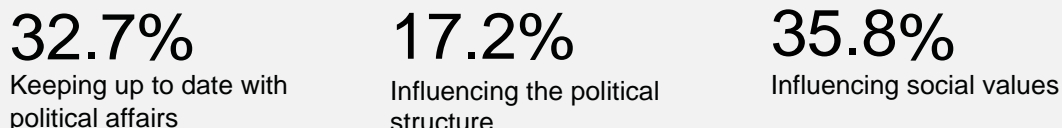
PAST YEAR EXPERIENCES

Percentage reporting in the past year that they "frequently" ...



CIVIC GOALS

Percentage rating "very important" or "essential" to them



ACADEMIC BACKGROUND AND ASPIRATIONS

SELF RATING OF COLLEGE SKILLS

percentage rating self "above average" or "top 10%" (compared with average person their age)

77.9%	Drive to achieve
90.8%	Academic ability
67.6%	Intellectual self-confidence
58.6%	Leadership ability
84.3%	Mathematical ability
40.8%	Writing ability
42.3%	Public speaking ability

THE CIRP FRESHMAN SURVEY

Each year, hundreds of two-year colleges, four-year colleges and universities administer the CIRP Freshman Survey to hundreds of thousands of entering students during orientation or registration. Published annually in "The American Freshman," the results from these surveys continue to provide a comprehensive portrait of the changing character of entering students and American society at large. For more information about the survey and the instrument, visit

<http://studentresearch.ucsd.edu/surveys/cirp.html>

PAST YEAR EXPERIENCES

percentage reporting that in the past year they "frequently"...

32.9%

Tutored another student

42.2%

Studied with other students

43.9%

Explored topics on their own, even though not required for class

50.4%

Evaluated the quality or reliability of information

47.6%

Sought feedback on academic work

EXPECTATIONS FOR COLLEGE EXPERIENCES

percentage indicating a "very good chance" that they will...

61.4%	Make at least a "B" average.
61.9%	Discuss course content outside of class.
40.4%	Communicate regularly with professors.
42.4%	Work on a professor's research project.
20.6%	Change major field.
17.4%	Change career choice.
4.9%	Need extra time to complete degree.

HIGHEST DEGREE PLANNED

12.1% Bachelor's degree (B.A., B.S., etc.)

43.9% Master's degree (M.A., M.S., etc.)

29.6% Academic Doctorate (Ph.D or Ed.D)

10.8% Medical Degree (M.D., D.O., D.D.S., or D.V.M.)

2.7% Law (J.D.)

0.4% Other

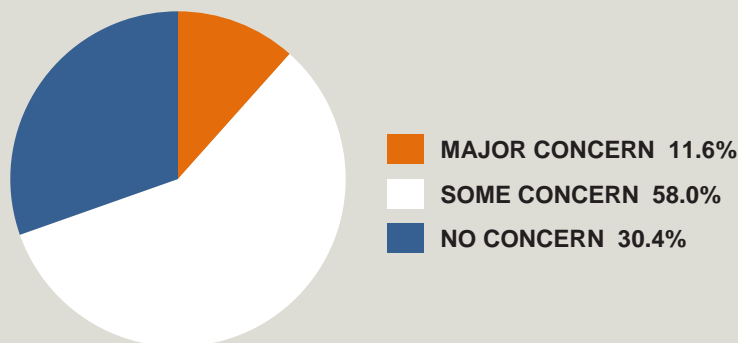
CAREER GOALS

percentage rating "very important" or "essential"

43.6%	aspire to make a theoretical contribution to science.
37.0%	aspire to become successful in a business of their own.
60.7%	aspire to become an authority in their field.
81.2%	aspire to be very well off financially.

FINANCES AND WORK

CONCERN ABOUT FINANCING COLLEGE EDUCATION



EXPECTATIONS FOR WORK

% indicating a "very good chance" that they will...

- 33.6% Get a job to pay for college expenses.
- 4.9% Work full-time while attending college.

BEST ESTIMATE OF PARENTS' INCOME

- 24.5% Less than \$40,000
- 20.0% \$40,000 to \$74,999
- 25.5% \$75,000 to \$149,999
- 29.9% \$150,000 or more

EMOTIONAL, PSYCHOLOGICAL, AND PHYSICAL WELLNESS

PAST YEAR EXPERIENCES



Frequently – 25.1%
Occasionally – 59.2%
Not at all – 15.7%

FELT OVERWHELMED



Frequently – 5.9%
Occasionally – 48.2%
Not at all – 45.9%

FELT DEPRESSED



Frequently – 1.1%
Occasionally – 1.8%
Not at all – 97.2%

SMOKED CIGARETTES



Frequently – 1.4%
Occasionally – 18.8%
Not at all – 79.8%

DRANK BEER

FUTURE EXPECTATIONS



Very Good Chance – 20.0%
Some Chance – 39.2%
Very Little Chance – 32.5%
No Chance – 8.4%

SEEK PERSONAL COUNSELING

REASONS FOR CHOOSING UCSD

Percentage indicating reason as "very important"...

- 82.5% *To learn more about things that interest me.*
- 84.7% *To be able to get a better job.*
- 73.1% *UCSD has a very good academic reputation.*
- 70.1% *To gain a general education and appreciation of ideas.*
- 57.7% *To prepare myself for graduate or professional school.*
- 68.7% *To get training for a specific career.*
- 69.7% *To be able to make more money.*
- 51.6% *UCSD's graduates get good jobs.*
- 45.7% *To make me a more cultured person.*
- 34.1% *UCSD's graduates gain admission to top graduate/professional schools.*